

APEX Shared Components

Aljaž Mali, Abakus Plus d.o.o.



22. HRONG
godišnja konferencija
17.-20.10.2017.



Quick introduction

- IT Solutions Architect at Abakus plus, d.o.o
- SIOUG - Vice President
- APEX Meetups
- HTMLDB – just a toy?, SIOUG, Portorož 2004
- APEX Text Messages
- <http://www.oraopensource.com/blog/?category=APEX+Text+Messages>
- Member of the month at apex.world, March 2016





Abakus plus, d.o.o.

History

from 1992, ~20 employees

Applications:

special (DB – Newspaper Distribution, FIS – Flight Information System)

ARBITER – the ultimate tool in audit trailing

APPM – Abakus Plus Performance and Monitoring Tool

Services:

DBA,

OS administration,

Development (MediaWiki, APEX, Java, Forms / Reports)

Networks (services, VPN, QoS, security),

Open Source, Monitoring (Nagios, OCS, Wiki)

Hardware:

servers, **backup server**, **SAN storage**, firewalls

Infrastructure:

from 1995 GNU/Linux **(20 years of experience!)**

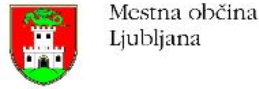
Oracle on GNU/Linux: since RDBMS 7.1.5 & Forms 3.0 **(before Oracle!)**

>20 years of experience with High-Availability!





References





Shared Components










Shared components can display or be applied on any page within an application. Developers can use the tools and wizards on the Shared Components page either at the application-level or on specific pages.

<https://docs.oracle.com/database/apex-5.1/HTMDB/managing-shared-components.htm#HTMDB29851>





Shared Components - 5.1.3

Application Logic	Security	Other Components
<ul style="list-style-type: none">  Application Definition Attributes Application Items Application Processes Application Computations 	<ul style="list-style-type: none">  Security Attributes Authentication Schemes Authorization Schemes Session State Protection Build Options 	<ul style="list-style-type: none">  List of Values Plug-ins Component Settings Shortcuts
Navigation	User Interface	Files
<ul style="list-style-type: none">  Lists Navigation Menu Breadcrumbs Navigation Bar List 	<ul style="list-style-type: none">  User Interface Attributes Themes Templates 	<ul style="list-style-type: none">  Static Application Files Static Workspace Files
Data References	Reports	Globalization
<ul style="list-style-type: none">  Data Load Definitions Web Service References 	<ul style="list-style-type: none">  Report Queries Report Layouts 	<ul style="list-style-type: none">  Globalization Attributes Text Messages Translate Application



Shared Components - 5.2

Shared Components

den01bpj.us.oracle.com:8080

localhost:38080/ords/f?p=4000:9:13619202017499::NO::FB_FLOW_ID,FB_FLOW_PAGE_ID:105,10

- Lists
 - Navigation Menu
 - Breadcrumbs
 - Navigation Bar List
- User Interface Attributes
 - Themes
 - Templates
- Static Application Files
 - Static Workspace Files
- Data References
 - Data Load Definitions
 - Web Source Modules
 - ORDS Remote Databases**
 - Legacy Web Service References (SOAP)
- Reports
 - Report Queries
 - Report Layouts
- Globalization
 - Globalization Attributes
 - Text Messages
 - Translate Application

admin testit de

Copyright © 1999, 2017, Oracle. All rights reserved.

Application Express 5.2.0.00.08



Agenda

- (Global) Application Items
- Data Load Definitions
- Build Options
- Shortcuts
- Text Messages





Application Items

- Application level items are used to maintain session state
- Application items can be set using computations, processes, or by passing values on a URL
- Use "On New Instance" computations to set the value of items once for a session
- Use application items to maintain session state that is not displayed and is not specific to any one page





Application Items - Scope

Specify **Global** if the Application Express session is shared by more than one application and the item's value should be the same for all applications. Specify **Application** otherwise (this is the default).

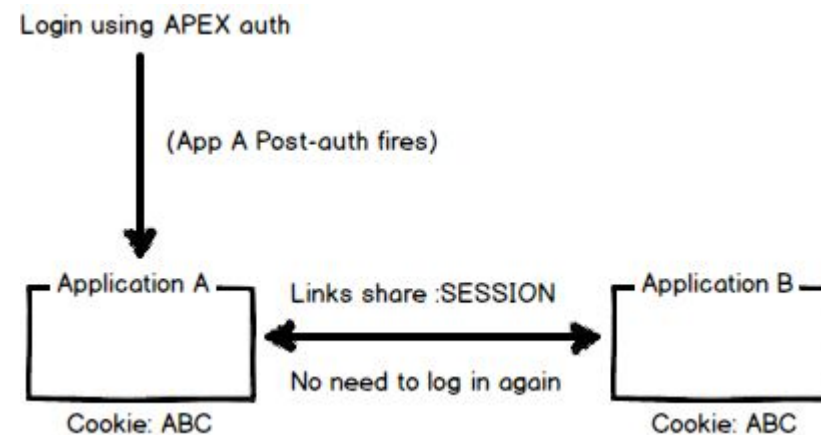
Applications can share the same session if their authentications have **the same Session Cookie Attributes**. The Scope attribute of application items has to be the same across these applications.





Shared authentication

- <http://www.grassroots-oracle.com/2014/04/shared-authentication-across-multiple-apex-apps.html>



Authentication Scheme

Show All	Name	Subscripti...	Source	Session ...	Login Pro...	Post-Log...	Session ...	Comments
Session Cookie Attributes								
Cookie Name	<input type="text" value="ABC"/>						<input type="button" value="?"/>	
Cookie Path	<input type="text"/>						<input type="button" value="?"/>	
Cookie Domain	<input type="text"/>						<input type="button" value="?"/>	
Secure	<input type="button" value="Yes"/> <input checked="" type="button" value="No"/> <input type="button" value="?"/>							



Data Load Definitions

- A Data Load Definition is comprised of a Data Load Table, Table Rules and Lookup Tables, used by the Data Loading wizard in your application.
- The Data Loading wizard creates a new data loading wizard
- Four pages will be created within the new wizard
- All of the pages can be customized after they are created to meet the needs of your application
- Roel Hartman, Pump up the volume - The APEX Data Loader inside out
 - <https://www.slideshare.net/roelhartman/pump-up-the-volume-the-apex-dataloader-inside-out>





Data Load Definitions

- Transformation Rules
- Table Lookups
- Column Name Aliases
- Multiple Spreadsheet Columns into one Table Column
- Manage Concurrency





Build Options

- Build Options allow application components and functionality to be conditionally enabled or disabled when the application is installed
- Set Build Option in runtime via
`APEX_UTIL.SET_BUILD_OPTION_STATUS`
- Build Options can be applied to the majority of components, such as Pages, Regions, Items, Validations, **Report Columns (5.1)**,...
- **Included** - Enabled and are part of the application
- **Excluded** - Disabled and are not a part of the application
- Value can be different on export
- Don't use "Condition = Never", use Build Option!
- <https://jackiemcilroy.blogspot.si/2017/09/build-options-agile-development.html>





Build Options

- Runtime API Usage in APEX for:
 - APEX_UTIL.SET_BUILD_OPTION_STATUS
 - APEX_UTIL.GET_BUILD_OPTION_STATUS (also for GET)
- Usage in PL/SQL

```
declare
  l_my_option varchar2(1000);
begin
  apex_util.set_security_group_id(apex_util.find_security_group_id('HROUG2017'));

  select apex_util.get_build_option_status(
          p_application_id => 134, p_build_option_name => 'MY_BUILD_OPTION')
  into l_my_option from dual;
end;
```

- <http://www.talkapex.com/2012/08/integrating-build-options-in-your-plsql/>





On Upgrade Keep Status

Select whether the build option status in the deployed application should be kept, or overwritten with the specified status when the application is upgraded. Selecting Yes to keep the deployed status is useful if the application supports build option configuration (via the `APEX_UTIL.SET_BUILD_OPTION_STATUS` API) to enable or disable the build option in the deployed application, and where you want to respect those settings upon upgrade.





Shortcuts

- Use Shortcuts to write frequently used code once and then reference it in many places within your application
- Shortcuts also allow for dynamic generation of code in places that typically only support static text
- Shortcuts are substitution strings that are expanded using the syntax: "SHORTCUT_NAME"
- Subscriptions
- We are all using shortcuts :

```
javascript:  
    apex.confirm(htmlldb_delete_message  
                , 'DELETE');
```





Shortcuts – used in locations

- Region Source for regions of type HTML_WITH_SHORTCUTS
- Region Templates, Region Headers & Footers
- Item Labels
- Item Default Value
- Item Post Element Text
- Item Help Text
- HTML Header of a page





Shortcuts - types

- PL/SQL Function Body
- HTML Text
- HTML Text with Escaped Special Characters
- Image
- Text with JavaScript Escaped Single Quotes
- Message
- Message with JavaScript Escaped Special Quotes





Shortcuts – Item Substitutions

Creating shortcuts on page item labels and page item post element text attributes can include the following substitution strings:

- #CURRENT_FORM_ELEMENT#
- #CURRENT_ITEM_ID#
- #CURRENT_ITEM_NAME#
- #CURRENT_ITEM_HELP_TEXT#





Shortcuts – example

Shared Components → Shortcuts

Type: HTML Text

Name: SC_HTML_1

Shortcut: This is `shortcut`

Type: HTML Text with Escaped Special Chars

Name: SC_HTML_2

Shortcut: This is `shortcut`

On Page: Add new Static Content Region

Source: `
"SC_HTML_1"`
`
"SC_HTML_2"`

Attributes: **Expand Shortcuts:** YES

Shortcuts

This is **shortcut**

This is `shortcut`



Shortcuts – example

Shared Components → Shortcuts

Type: PL/SQL Function Body

Name: SC_LABEL

Shortcut: return 'This is label for #CURRENT_ITEM_NAME#';

On Page: Add New Item

Label: "SC_LABEL"

Shortcuts	
This is label for P2_NEW	<input type="text"/>





Shortcuts – example

Shared Components → Shortcuts

Type: Message

Name: **DELETE_CONFIRM_MSG_1**

Shortcut: null

Shared Components → Text Messages

Name: **DELETE_CONFIRM_MSG_1**

Language: Slovenian

Text: Some text in Slovenian language

Name: **DELETE_CONFIRM_MSG_1**

Language: Croatian

Text: Some text in Croatian language

On Page:

Function and Global Variable Declaration:

```
var htmldb_delete_message_shortcut='"DELETE_CONFIRM_MSG_1"';
```

Button Behavior:

```
javascript:apex.confirm(htmldb_delete_message_shortcut,'DELETE');
```



Text Messages

- Text Messages can be used to build translatable text strings with substitution variables that can be called from PL/SQL packages, procedures, and functions

Oracle Application Express is translated into German, Spanish, French, Italian, Japanese, Korean, Brazilian Portuguese, Simplified Chinese, and Traditional Chinese. If your application uses a language that is not among the ten languages into which Oracle Application Express is translated, you must translate messages displayed by the Application Express reporting engine.

https://docs.oracle.com/database/121/HTMDB/global_messages.htm#HTMDB25939





translate-apex.com

☰ Translate APEX - Collection of APEX translations
👤 Use THE FORCE! Feedback

🏠 Start

📁 Translations 39

+ Add translation

🔧 Translation tools

📖 Learn more

📄 About us

Welcome to Translate APEX - FREE Apex internationalization app!

This website contains collection of translations for Oracle Application Express.
Check available Internal Messages translations, download it for free and upload your translation! [#letsWreckThisTogether](#)

What is it about?

Oracle Application Express is translated by default into 10 languages (English, German, Spanish, French, Italian, Japanese, Korean, Brazilian Portuguese, Simplified Chinese, and Traditional Chinese). Unfortunately if your application uses different language you must translate messages displayed by APEX reporting engine (like Search button or next/previous links in reports) by yourself.

We created this website to collect translations of APEX internal messages, so that there will be no need to translate them on your own. All you need to do is just select your language, download translation script and run it in your database or APEX SQL Workshop.

All translations are provided for free to help APEX community. Collection contains custom translations provided by contributors and standard APEX translations for 10 default languages. If you can't find your language in translation list, feel free to participate in this project – download translation template, translate it to your language, send it to us and be proud of collaboration. We hope that those translations will be included in next APEX releases, so that whole world can fully enjoy benefits of Application Express. For more information about this project, APEX translations and other localization issues check "Learn more" section.

Download

Find, download and install APEX translation.

Add

Add your language or new version of existing one.

Learn more

Get more information about localization issues.

An initiative of



APEX Text Messages

- <http://www.oraopensource.com/blog/?category=APEX+Text+Messages>

OraOpenSource HOME / PRODUCTS / BLOG / ABOUT US

Blog

Introducing APEX Text Messages

March 07, 2016

A while ago, our friends at Pretius released a great application for the global APEX community called translate-apex.com. This application contains a collection of translations for Oracle Application Express. These translations are for the internal APEX Text Messages for system messages like `1 error has occurred`.

During the same time, one of our developers, [Aljaz Mali](#) was working on an application which helps create and manage these Text Message translations. We're pleased to announce that this application is now live and open sourced!

Instead of documenting everything that the application can do, you can go try it out now: apex.oracle.com/pls/apex/f?p=88328 and using `demo/demo123` as the login credentials.

If you want to help contribute to the project or download the application go to our [Github project page](#). Please submit any of your feedback, issues, or enhancement requests on the [issues page](#). If you create a translation in a language that isn't on translate-apex.com you're encouraged to upload it to their site and share with the rest of the community.

Big thanks to [Aljaz Mali](#) for all his time and effort on this project!

Blog Categories

- [APEX Diff](#)
- [APEX Text Messages](#)
- [APEX-SERT](#)
- [Node4ORDS](#)
- [Meta](#)
- [OOS Utils](#)
- [OXAR](#)
- [Logger](#)

Get Updates from Us!

Email Address *

Martin Giffy D'Souza
 Comment
 Source

0 Likes
 Share

APEX Text Messages



APEX Text Messages

- <http://www.oraopensource.com/blog/?category=APEX+Text+Messages>



Welcome to APEX Text Messages application

Manage Oracle Application Express internal messages

What is it about?

Oracle Application Express is from English translated into German, Spanish, French, Italian, Japanese, Korean, Brazilian Portuguese, Simplified Chinese, and Traditional Chinese. If your application uses a language that is not among the ten languages into which Oracle Application Express is translated, you must translate messages displayed by the Application Express reporting engine.

When running an application and when an error occurs your users will see the message **"1 error has occurred"**. If you want to translate this message for example in Slovenian or Polish language you must define a Text Message in Shared Components. In this case you create a text message with a name **"FLOW.SINGLE_VALIDATION_ERROR"**, a language code **"sl"** and a text with Slovenian translation. If you also want to have a Polish translation, then you create a new text message with the same name **"FLOW.SINGLE_VALIDATION_ERROR"**, but with a different language code **"pl"** and a text with Polish translation. And you have to do this for every application.

In current release of Oracle Application Express (5.0) there are 462 documented internal text messages. With increasing number of applications and languages, management of text messages must be centralized, consolidated and simplified.

Purpose of this application is to help you with management of Oracle Application Express internal text messages.

How to start?

First thing that you need are translated internal text messages. If you don't already have them, then there is a good chance that you will find them at translate-apex.com

- Download translations (CSV file) from translate-apex.com
- Upload CSV file to APEX Text Messages application
- Review uploaded text messages (translations) in [Prepared Messages](#)
- Import prepared text messages into your applications in [Manage Messages](#)

If you already have a translated application and you want to use this text messages, then you can [Import this application text messages to Prepared Messages](#)



Manage Messages

Import or merge prepared text messages into your applications



Prepared Messages

Repository of uploaded or imported text messages



Import to Prepared

Import existing application text messages into prepared messages



Copy Messages

Copy text messages between applications



Application Messages

View, create, edit and delete text messages in current workspace



Upload CSV

Upload CSV file and import it to prepared messages



Backup & Restore

Backup and restore of text messages



Learn more

Additional information about application



About

Author and Collaborators

APEX Shared Components

Aljaž Mali, Abakus Plus d.o.o.



22. HRONG
godišnja konferencija
17.-20.10.2017.