

New to APEX? Perfect match



Lino Schildenfeld

@LinoSchilde

lschilde.blogspot.com

Agenda

- News
- Basics
 - Holy Grail
 - Profile
- When/Where/What
- Universal Theme
- Extra
- Last Tip
- Q&A



My journey



AUSOUG



- AUSOUG APEX webinars
- NZ APEX meetup organizer
- APEX blogger
- Conference speaker
- Developer since 2006

@LinoSchild



News

ORACLE APEX



Joel Kallman  

19.2 EA is out!

APEX 19

[Link](#)

13-Sep-2019 18:48:49 by: Juergen Schuster

[Sign In](#)

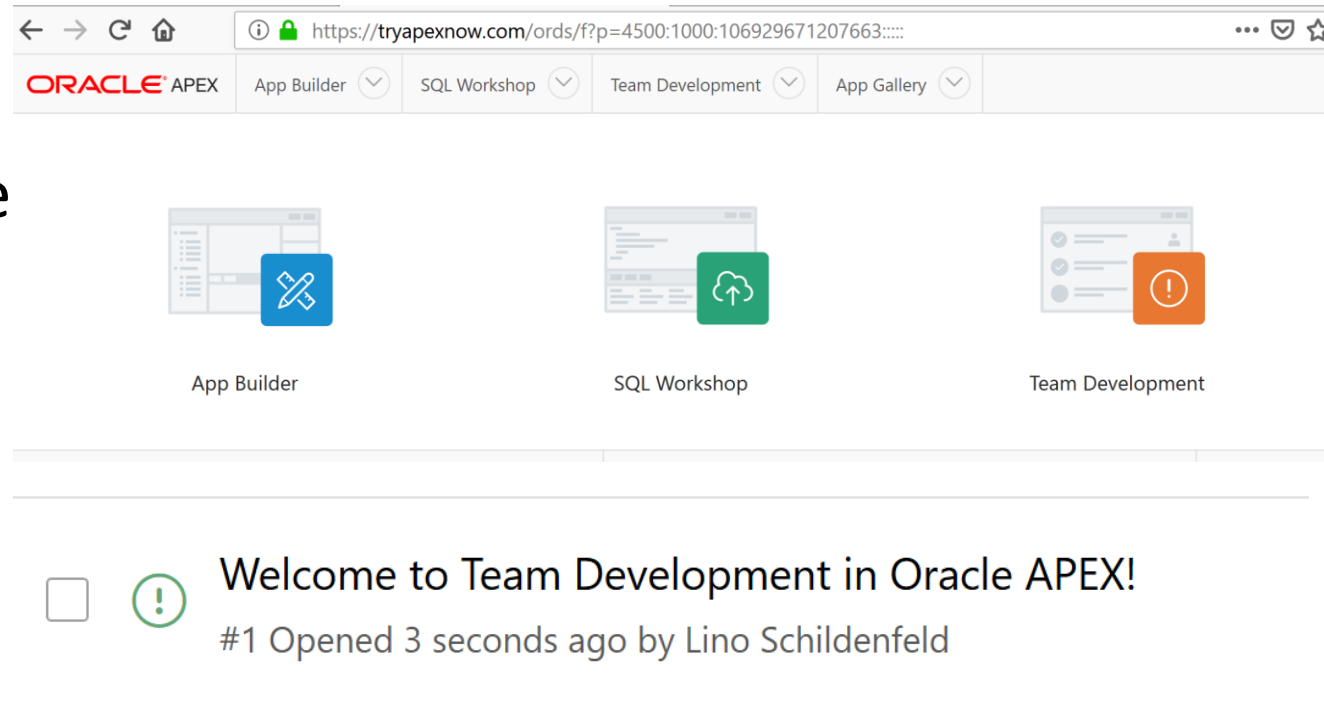
Oracle APEX 19.2 Early Adopter

A preview of modern database web application development. Take it for a spin today!

[Request a Workspace](#)

New features

- Faceted Search
- new Team Development module
- improved Popup LOV
- upgraded Shared LOVs
- REST Enabled Interactive Grid
- Data Loading in existing tables
- Upgraded Oracle JET
- Dark Mode theme style



tryapexnow.com

New features in APEX 19.2

Major

- Faceted Search
- Enhanced Popup LOV
- New Team Development

Medium

- Improved Shared LOVs
- UT dark style
- Markdown item
- Star rating item
- Display switch as on/off
- REST enabled IG
- Data dictionary cache
- Improved login page
- Upload app logo
- Multi edit template options

Minor

- Data load into existing table
- Code highlighting in SQL workshop
- Extra features SQL workshop
- Improved spotlight search
- Set debug level from dev toolbar
- Updated JS libs
- Deprecated packaged apps

Oracle Cloud Infrastructure

New Free Tier

oracle.com/gbtour

Always Free

Services you can use for unlimited time



30-Day Free Trial

Free credits you can use for more services

<https://www.youtube.com/watch?v=oF9qKQ1oS0U>

Basics

Meet the team



a-pex over app-ex

ā'pěks
(#orclapex)

Also APEX not Apex

ā'pěks
(#orclapex)

apex.world analogy

BECOMING A PROFESSIONAL APEX DEVELOPER

Oracle Application Express enables you to design, develop and deploy beautiful, responsive, database-driven applications using only your web browser. See how you can become a professional APEX Developer in a year!

30%

ORACLE APEX
Search for books, videos and tutorials to learn APEX and get a personal Workspace on apex.oracle.com. *It's free!*

60%

ORACLE DATABASE
Learn the basic principles of the Oracle Database, SQL, and PL/SQL.

**FRONT-END
TECHNOLOGIES**

**FRONT-END
TECHNOLOGIES**

80%

You can develop in APEX without knowing HTML, CSS, and JavaScript but you'll discover a whole new world after learning it.

¡FINAL STEP!

100%

To achieve everything you can think of, you should learn jQuery and Dynamic Actions.
There are no limits for you!

Profile

You are ideal candidate!!!

30%

ORACLE APEX

Search for books, videos and tutorials to learn APEX and get a personal Workspace on apex.oracle.com. *It's free!*

60%

ORACLE DATABASE

Learn the basic principles of the Oracle Database, SQL, and PL/SQL.

80%

FRONT-END TECHNOLOGIES

You can develop in APEX without knowing HTML, CSS, and JavaScript but you'll discover a whole new world after learning it.

- We use Oracle
- Working with SQL & PL/SQL
- Experienced with Forms/ADF
- Minimal effort ~ 60%


- Exposure to APEX projects ~ 75%
- Mastering JQuery-a/JScripta/CSS –
THERE IS NO LIMITS

Curious?!

APEX environment

- apex.oracle.com
- Oracle Cloud free tier
- latest version of DEVDays VM
- Docker/vagrant
- On premise instance

Request a Workspace



Identification

* First Name

* Last Name

* Email
A link to activate your workspace will be sent to this email address.

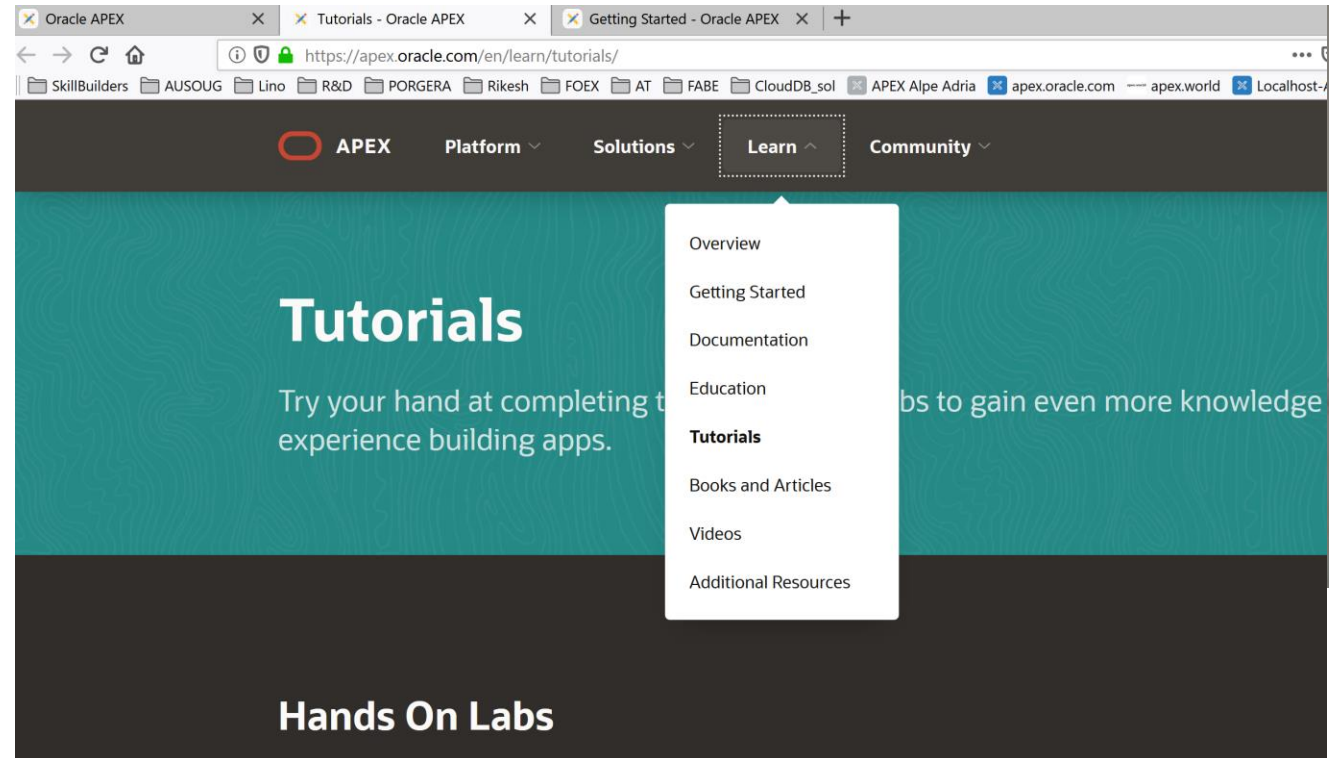
* Workspace
This workspace name uniquely identifies your development environment and is used when signing in.

< Cancel

Next >

Where to start?

- [apex.oracle.com tutorials](https://apex.oracle.com/en/learn/tutorials/)
- [Oracle learning library](#)
- [Youtube](#)
- [APEX office hours](#)
- Webinars (ODTUG/Skillbuilders/Insum)
- Mentoring session
- Payed training
- Packaged applications



<https://apex.world/ords/f?p=100:211:::NO>

Where is the catch?

- Understanding UT
- Mastering
 - Classic Reports templates
 - Cards
- CSS (selectors, BEM)
- Dynamic Actions

SQL (PLSQL)

SQL

SQL

BECOMING A PROFESSIONAL APEX DEVELOPER

Oracle Application Express enables you to design, develop and deploy beautiful, responsive, database-driven applications using only your web browser. See how you can become a professional APEX Developer in a year!

ORACLE APEX

30%

Search for books, videos and tutorials to learn APEX and get a personal Workspace on apex.oracle.com. *It's free!*

ORACLE DATABASE

60%

Learn the basic principles of the Oracle Database, SQL, and PL/SQL.

**Keep up to
date**

Media

- Daily catch up on apex.world
- Twitter #orclapex tag
- Oracle OTN forum
- Podcasts
 - The Oracle APEX Talkshow (Juergen Schuster)
 - APEX Now (Bruce SA)
- Webinars
- APEX Office hours



Links

Helpful

- apex.oracle.com/ut
- apex.oracle.com/doc{ver}
42/50/51/181/182/191
- apex.oracle.com/api
- apex.oracle.com/jsapi
- apex.oracle.com/shortcuts
- [Statement of Direction 19.2](#)
- [APEX plugins](#)

Other

- apex.oracle.com/database-features/
- www.builtwithapex.com
- [APEX features](#)
- [Awesome APEX](#) by Daniel Hochleitner
- [Soft skills?](#) – by Dietmar Aust
- apex.oracle.com/vote
- [IG cheat sheet](#)

Oracle Application Express Feature Requests

Home

Feature Requests

My Requests

My Ratings

Advisory Board

R



Feature Advisory Board

A selection of APEX community experts have agreed to be members of the Feature Advisory Board. votes for all of the existing features.



A P E X
NITRO

Universal theme

Universal theme



Oracle Application Express

Universal Theme

Universal Theme is a responsive, versatile, and customizable user interface for your Application Express apps. It is designed uniquely for Oracle APEX to make it easy for developers to build beautiful, modern applications, at any scale, for any purpose, that work on any device.



Getting Started



Design



Components



Migration Guides



Icons



Reference

Built in classes

	XXS Screens ≤640px	XS Screens >640 and <768px	Small Screens ≥768px and <992px	Medium Screens ≥992px and <1200px	Large Screens ≥1200px
<code>hidden-xxs-down</code>	Hidden	Visible	Visible	Visible	Visible
<code>hidden-xs-down</code>	Hidden	Hidden	Visible	Visible	Visible
<code>hidden-sm-down</code>	Hidden	Hidden	Hidden	Visible	Visible
<code>hidden-md-down</code>	Hidden	Hidden	Hidden	Hidden	Visible
<code>hidden-lg-down</code>	Hidden	Hidden	Hidden	Hidden	Hidden
<code>hidden-xxs-up</code>	Hidden	Hidden	Hidden	Hidden	Hidden
<code>hidden-xs-up</code>	Visible	Hidden	Hidden	Hidden	Hidden
<code>hidden-sm-up</code>	Visible	Visible	Hidden	Hidden	Hidden
<code>hidden-md-up</code>	Visible	Visible	Visible	Hidden	Hidden
<code>hidden-lg-up</code>	Visible	Visible	Visible	Visible	Hidden

Built in classes

```
.w10 {  
  width: 10px  
}  
  
.w20 {  
  width: 20px  
}  
  
.w30 {  
  width: 30px  
}  
  
.w40 {  
  width: 40px  
}  
  
.w50 {  
  width: 50px  
}  
  
.w60 {  
  width: 60px  
}  
  
.w70 {  
  width: 70px  
}  
  
.w80 {  
  width: 80px  
}  
  
.w90 {  
  width: 90px  
}
```

```
.h10 {  
  height: 10px  
}  
  
.h20 {  
  height: 20px  
}  
  
.h30 {  
  height: 30px  
}  
  
.h40 {  
  height: 40px  
}  
  
.h50 {  
  height: 50px  
}  
  
.h60 {  
  height: 60px  
}  
  
.h70 {  
  height: 70px  
}  
  
.h80 {  
  height: 80px  
}  
  
.h90 {  
  height: 90px  
}
```

```
.padding-sm {  
  padding: 8px!important  
}  
  
.padding-top-sm {  
  padding-top: 8px!important  
}  
  
.padding-left-sm {  
  padding-left: 8px!important  
}  
  
.padding-right-sm {  
  padding-right: 8px!important  
}  
  
.padding-bottom-sm {  
  padding-bottom: 8px!important  
}  
  
.margin-sm {  
  margin: 8px!important  
}  
  
.margin-top-sm {  
  margin-top: 8px!important  
}  
  
.margin-left-sm {  
  margin-left: 8px!important  
}  
  
.margin-right-sm {  
  margin-right: 8px!important  
}  
  
.margin-bottom-sm {  
  margin-bottom: 8px!important  
}
```

Colors

Block	Text	Background	Border
 u-color-1	u-color-1-text	 u-color-1-bg	 u-color-1-border
 u-color-2	u-color-2-text	 u-color-2-bg	 u-color-2-border
 u-color-3	u-color-3-text	 u-color-3-bg	 u-color-3-border
 u-color-4	u-color-4-text	 u-color-4-bg	 u-color-4-border
 u-color-5	u-color-5-text	 u-color-5-bg	 u-color-5-border
 u-color-6	u-color-6-text	 u-color-6-bg	 u-color-6-border
 u-color-7	u-color-7-text	 u-color-7-bg	 u-color-7-border

Layout and content modifiers

Class

u-textStart

u-textCenter

u-textEnd

text

Class

u-textUpper

u-textLower

u-textInitCap

Class

margin-none

margin-sm

margin-md

margin-lg

margin-auto

margin

Classes

wamount

wpercentagep

mnwamount

mxwamount

width

Values

10-800 px

5-95 %

10-800 px

10-800 px

Classes

hamount

mxhamount

height

Values

10-800 px

10-800 px

UI components

- Floating labels
- Small and large font APEX
- Reflow report
- Column toggle report
- List view

1. Standard

Display a report where end users can select the columns to display at runtime. End users can then change the columns based on the width and orientation of the screen they are using to display the report.

Columns...

Task Name	Start Date	End Date	Status	Assigned To	Budget
Decommission servers	29-APR-37	27-JUL-37	Pending	Al Bines	0.00
Measure effectiveness of improved QA	29-APR-37	29-MAY-37	Pending	Myra Sutcliff	0.00
Response to Customer Feedback	29-APR-37	21-AUG-37	Pending	Russ Saunders	0.00
User acceptance testing	14-MAY-	16-AUG-37	Pending	Russ Saunders	\$0.00

Task Name
 Start Date
 End Date
 Status
 Assigned To
 Cost
 Budget

19.x

- UT 1.3 available
- UT Navigation Styles
- Theme Roller Properties
- Item Session State (in Memory)
- New Master Detail (side by side)
- Faceted search (19.2)
- Enhanced LOV (19.2)

Search... Go

Order Total

- <900 (2)
- 900 - 1200 (4)
- 1500 - 1800 (2)
- >1800 (2)

to Go

Customer

- Albert (1)
- Edward (2)
- Eugene (2)
- Fiorello (1)
- Frank (1)
- John (1)
- William (2)

User Name

- DEMO (10)

Customer ↑⇅	Order Total	Order Timestamp
John	2,380	27-JUL-2019
William	1,640	07-AUG-2019
William	730	12-SEP-2019
Edward	1,515	24-AUG-2019
Edward	905	29-AUG-2019
Frank	1,060	06-SEP-2019
Fiorello	1,090	09-AUG-2019
Albert	950	19-AUG-2019
Eugene	1,890	13-JUL-2019
Eugene	870	15-SEP-2019

Printing

Options

Most realistic/updated

- AOP
- BI Publisher
- JASPER

[Printing overview summary](#)

APEX OFFICE PRINT

Printing and Exporting made easy!

[SAMPLE APP](#)

[VIDEOS](#)

[SIGN UP](#)

[DOCUMENTATION](#)

[LOGIN](#)



Offline

It is a challenge

- Installing XE on tablets
- Cordova frameworks
- Progressive Web applications
- Snippets of your applications

Use Universal theme

Turning
APEX
into a
PWA

Version control

Simple rules

Important

- Page locks
- Daily backups
- Automated testing/releases
- No out of the box diff/merge feature
- Use sqlcl
- White Paper

Quick SQL

SQL Workshop

Help



About

Data Types

Table Directives

Column Directives

Views

Settings

Samples

About

[About Quick SQL](#)

[Getting Started](#)

[Creating the Database Objects](#)

About Quick SQL

Quick SQL provides a quick way to generate the SQL required to create a relational data model from an indented text document. This tool is designed to reduce the time and effort required to create SQL tables, triggers, and index structures. This tool is not designed to be a replacement for data modeling, it is simply a quick way to develop a script for simple tables and views. Once the SQL is generated it can be tweaked and expanded upon.

Top Use Cases:

- Quickly create robust data models
- Easily generate random data
- Learn SQL create table, select, insert, index, trigger, PL/SQL package, and view syntax using provided examples

Getting Started

Enter parent table names without any indentation. Enter table columns with a uniform indentation of 2 or more spaces

Last tip

Installing packaged applications

```
SELECT DISTINCT *  
    FROM APEX_PKG_APP_ACTIVITY  
    ORDER BY workspace, application_name;
```

--Lets pickup one Sample Database Application

--Sample Application

```
SELECT DISTINCT *  
    FROM APEX_PKG_APPS  
    WHERE workspace = 'LINO_DB'  
    --AND is_installed = 'Y'  
    ORDER BY workspace, pkg_app_name;
```

```
--install packaged apps
DECLARE
    l_workspace_id NUMBER;
    v_nbr          NUMBER;
BEGIN
    l_workspace_id := apex_util.find_security_group_id( p_workspace
=> 'LINO_DB' );
    apex_util.set_security_group_id( p_security_group_id =>
l_workspace_id );
    v_nbr := apex_pkg_app_install.install( p_app_name => 'Quick SQL',
                p_authentication_type => 'NATIVE_APEX_ACCOUNTS',
                p_schema => 'LINO_DB' );
END;
```

Summary

- It is great time to be an APEX developer
- Skills are in demand
- Grows steadily
- 19.2 is around the corner
- Get certified and stay up to date
- Present at conferences

Presentation challenge



<https://emedcert.com/blog/thoughts-on-ALS-ice-bucket-challenge>

Thank you for attending

Enjoy the rest of the conference.



Don't hesitate if you have questions

450+ Technical Experts Helping Peers Globally



ORACLE[®]
ACE Director



ORACLE[®]
ACE



ORACLE[®]
ACE Associate

bit.ly/OracleACEProgram

Nominate yourself or someone you know: acenomination.oracle.com