

Ten Tiny Things To Try Today

Hidden APEX 5 gems revealed



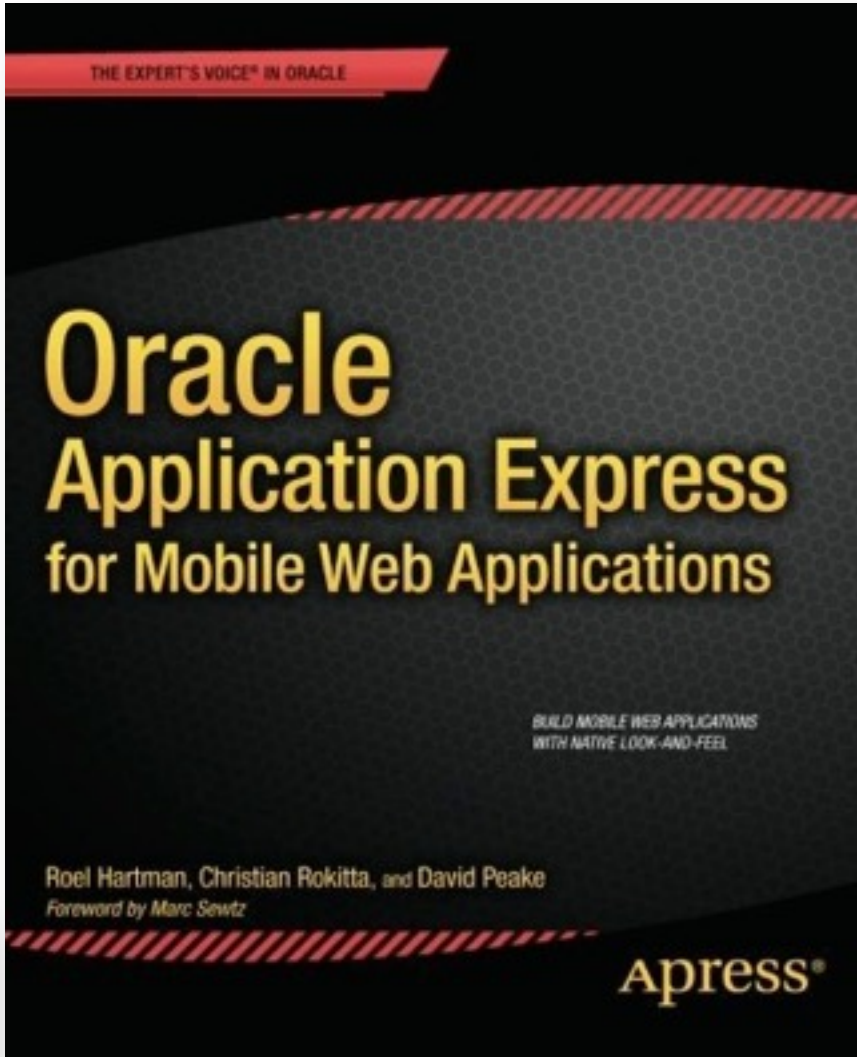



Roel Hartman
@RoelH
Director at APEX Consulting. Oracle ACE Director.
The Netherlands · roelhartman.blogspot.com

Oracle ACE Director


TWEETS **3,413** FOLLOWING **207** FOLLOWERS **1,134**

[Edit profile](#)





Oracle Application Express

 roelhartman@gmail.com

Please select a workspace from the list below



ROEL

Last login 23 hours ago

Administrator

[Request a New Workspace](#)

[Sign Out](#)

Welcome to Oracle Application Express Early Adopter 2.

*A preview of modern database web application development.
Take it for a spin today!*

Please continue to provide the wonderful feedback after reviewing the features available and the known issues [here](#).



Some big things

Page Designer

Universal Theme

Interactive Reports

Modal Pages

Mobile

Syntax Highlighter

10 “hidden” gems

1. Developer Preferences

The screenshot displays the 'Developer Preferences' dialog box in an IDE. The dialog is titled 'Preferences' and is overlaid on a blurred background of the IDE's main interface. The background shows a 'Dashboard' with statistics: 2 Applications, 20 Tables, 0 Features, and 1 Packaged Apps. The user profile information is visible in the top right of the dialog, identifying the user as Roel Hartman (Administrator) with the email roelhartman@gmail.com. The 'Preferences' section includes the following settings:

- Username: ROELHARTMAN@GMAIL.COM
- Default Schema: ROEL
- Default Date Format: (empty field)
- Run application in new window: Yes
- Use single window to run all applications: No

At the bottom of the dialog, there are 'Cancel' and 'Apply Changes' buttons.

2. Auto login after password reset



The password for this account must be changed.



Change Password

Username: DEMO

* Enter Current Password

* Enter New Password

* Confirm New Password

Apply Changes

3. Extended substitution syntax

&P1_ITEM!JS.

&P1_ITEM!HTML.

&P1_ITEM!ATTR.

&P1_ITEM!RAW.

4. New Authorization scheme Evaluation Point

Evaluation Point

Validate authorization scheme:

Once per page view

Once per session

Evaluation Point

Validate authorization scheme:

Once per session

Once per page view ?

Once per component

Always (No Caching)

APP_COMPONENT_TYPE
APP_COMPONENT_ID
APP_COMPONENT_NAME

5. New Calendar features

Export

CSV

PDF

iCal

XML



Google Calendar URL



REST Webservice (JSON)



6. New Packages

6. New Packages

APEX_JSON

- generating
- parsing

6. New Packages

APEX_SPATIAL

- Locator

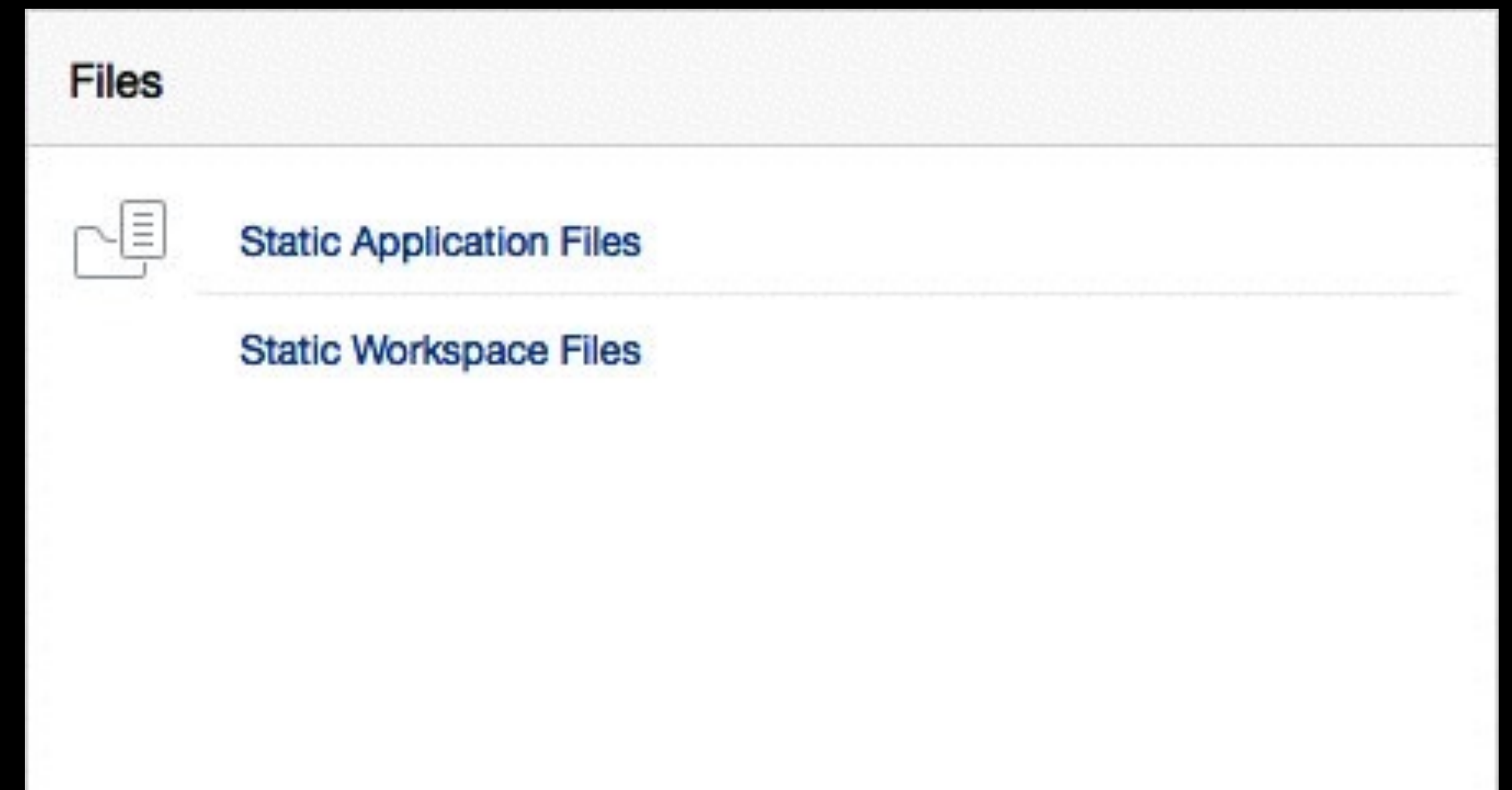
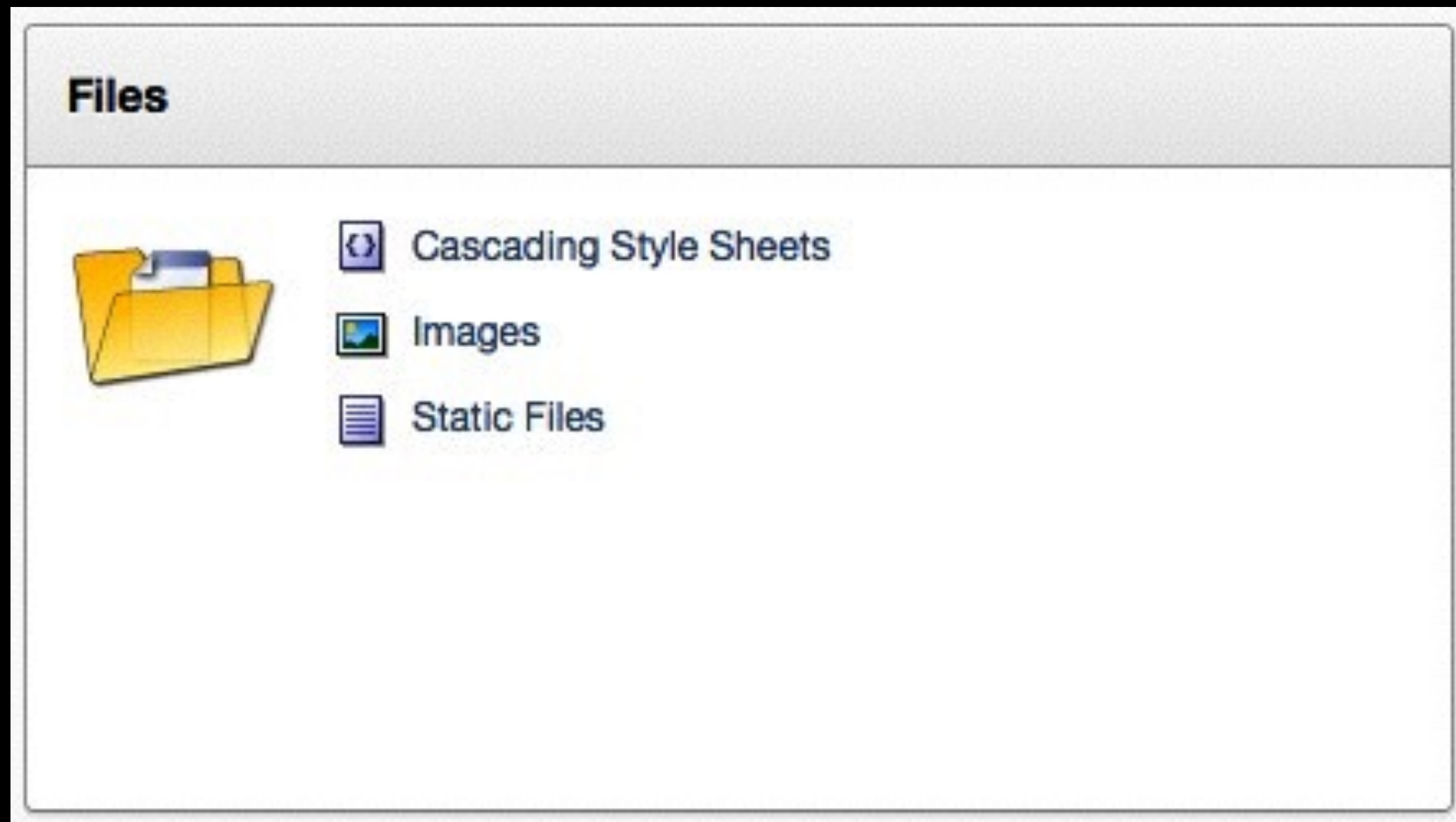
- Spatial Option

6. New Packages

APEX_ZIP

- Upload & Unzip
- Zip & Download

7. Storage Static Files



Upload and Unzip

Static Application Files Cancel Upload Upload and Upload Another


Upload File

Directory ^ ?

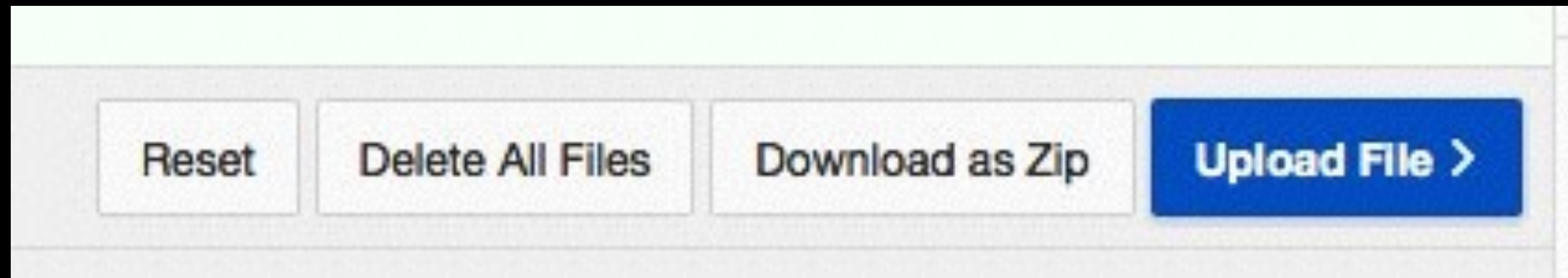
* File Browse... Archive.zip ?

* File Character Set ?

* Unzip File Yes ?



Zip and Download



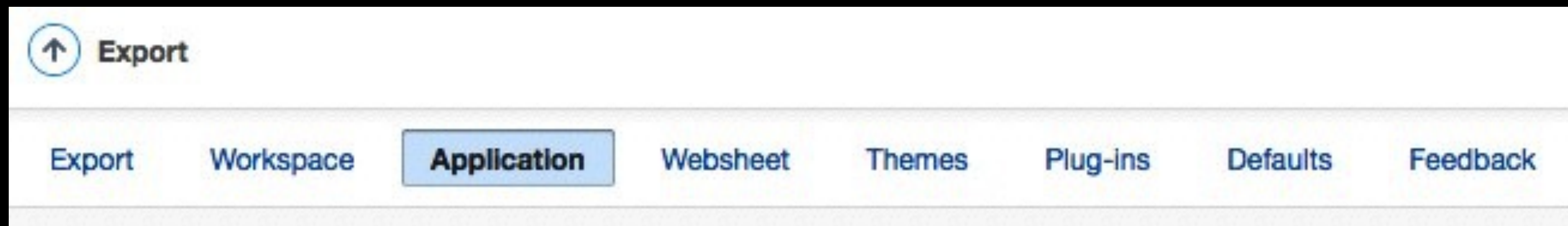
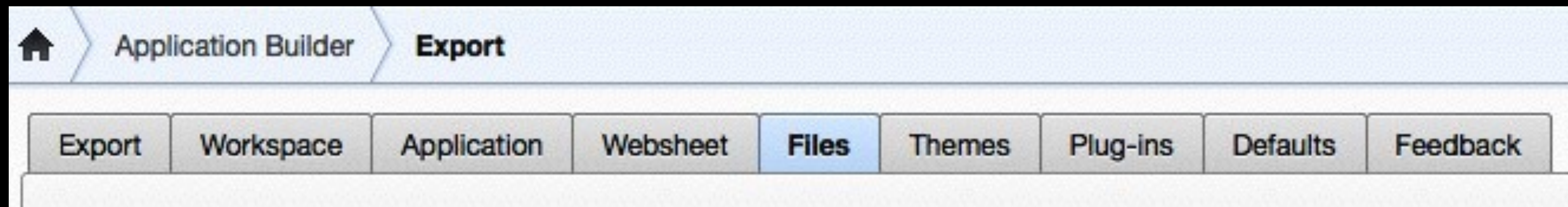
“Versioning” and Caching

#APP_IMAGES#database.png

roel/r/11788/files/static/v13/database.png

8. Export (and Import)

Files are part of the App Export



Files are part of the App Export

Import

Select the file you wish to import to the export repository. Once imported, you can install your file.

If the imported file is a packaged application export, the installation wizard will allow you to run the packaged installation scripts after installing the application definition.

* Import file No file selected. ?

* File Type:

- Database Application, Page or Component Export**
- Websheet Application Export
- Plug-in
- Theme Export
- User Interface Defaults ?
- Team Development Feedback
- CSS Export [Deprecated]
- Image Export [Deprecated]
- File Export [Deprecated]


File Character Set ?

Cancel

Next >

Refresh Supporting Objects Scripts

Refresh Supporting Objects Scripts

Messages Prerequisites Substitutions Build Options Validations Install Upgrade Deinstall Export								
Q ▾		Go		Actions ▾		Cancel Refresh Checked		Create >
	Name	Sequence ↑	Script	Status	Updated	Updated By	Source	<input type="checkbox"/>
	Demo Packages	10	CREATE OR REPLACE PACKAGE "SAMPLE_PKG" IS -- -- Error Handling function -- function demo_error_handling (p_error in apex_error.t_error) return apex_error.t_error_resu...		1 seconds ago	roelhartman@gmail.com	Database Object	<input type="checkbox"/>

1 - 1

Refresh Supporting Objects Scripts

Script Name: **Demo Packages** ? Cancel Apply Changes

[Script Properties](#) [Script Editor](#)

Database Objects Delete Checked Add Object Refresh Script

Object Owner	Object Type	Object Name	Status	<input type="checkbox"/>
ROEL	PACKAGE	SAMPLE_DATA_PKG		<input type="checkbox"/>
		SAMPLE_PKG		<input type="checkbox"/>

Information

Note: If you add or delete database objects, or refresh, any manual changes you applied to the script will be lost.

Auto Install Supporting Objects

Export Preferences


Export Supporting Object Definitions

Yes and Install on Import Automatically



9. Restricted Runtime API

Runtime API Usage

- Modify This Application
- Modify Other Applications
- Modify Workspace Repository 

10. Page Links

Column Link

Link Text

Link Attributes

Target

Request

Item 1

Item 2

Item 3

Page Checksum

Link Builder - Target

▼ Target

Type

Page

▼ Set Items

Name	Value
Clear Cache	<input type="text"/>
Reset Pagination	<input type="button" value="Yes"/> <input type="button" value="No"/>

▶ Advanced

Reset Pagination

What's **your** favourite?



ODTUG Kscope15



HOLLYWOOD, FLORIDA • JUNE 21-25



Q & A

roel@apexconsulting.nl
<http://www.apexconsulting.nl>





roel@apexconsulting.nl
<http://www.apexconsulting.nl>